

AlAhli GCC Growth and Income Fund

Fact Sheet | Ending March 31, 2019



الأهلي كابيتال
NCB Capital



FUND OBJECTIVES

To achieve long-term growth, and income distribution through primarily investing in GCC equity markets with good potential growth in earnings and cash flows.

FUND FACTS

Currency	Saudi Riyal
Minimum Investment	5000 SAR
Inception	Oct-2011
Management Fees**	1.85% + Other Exp
Fund Assets	SAR 117.9 Million
Benchmark	S&P GCC Shariah Dividend Index
Subscription/	Before or at 10 am on each Dealing Day
Redemption Notice	Before or at 10 am on each Dealing Day
Valuation Days	Every Saudi Business day
Redemption Payment Day	Within 5 Business Days after the Valuation Day
Risk Level	High Risk

Expense Ratio	0.02%
Dealing Cost	0.01%
	13,896
Fund Manager	0.00%
Investments in the Fund	0
Profit Distribution Ratio	1.38%
Profit Distribution Amount	1,100,000
Borrowing Ratio	0.00%

INFORMATION

www.ncbc.com 92 0000 232

Disclaimers:

1. In preparing the information contained herein, NCB Capital has: (i) used information obtained from 3rd party service providers and public sources; (ii) assumed and relied upon, without independent verification, the accuracy and completeness of the information supplied or otherwise made available to it for the purposes of this making document; (iii) assumed that any financial projections and other financial data relating to this document has been reasonably and properly prepared on the basis of reflecting the best currently available estimates and judgments of the future financial performance of the securities contained herein as at the date of this presentation; (iv) not conducted any independent valuation or appraisal of the assets or liabilities of the securities contained herein; and (v) not been provided with any such valuation or appraisal. Neither NCB Capital, its affiliates nor any of their respective directors, officers, employees or agents ("NCB Group") give any representation or warranty, express or implied, as to: (i) the achievement or reasonableness of future projections, management targets, estimates, prospects or returns contained in this documentation, if any; or (ii) the accuracy or completeness of any information contained in this documentation, any oral information provided in connection therewith or any data that either generates. Furthermore, and without prejudice to liability for fraud, no member of NCB Group accepts or will accept any liability, responsibility or obligation (whether in contract, tort or otherwise) in relation to these matters.

2. NCB Capital Company is authorised by the Capital Market Authority under License No. 37 - 06046. The registered office of which is at King Saud street in Riyadh, P.O. Box 22216, Riyadh 11495, Kingdom of Saudi Arabia. Past performance is not necessarily a guide to future performance. The value of the investment in the fund is variable and may increase or decrease. The security may be subject to sudden and large falls in value which could cause a loss equal to the amount invested; and the investor's loss may not be limited to the amount originally invested or deposited, but may have to pay more. Income from the security may fluctuate; and part of the capital invested may be used to pay that income. The prices, values or income may fall. Investors may receive less than what he/she invested. It may be difficult for the investor to sell or realise the security; and to obtain reliable information about its value or the extent of the risks to which it is exposed. Changes in currency rates may have an adverse effect on the value, price or income of the security. Service and performance fees/charges apply. This product may not be suitable for all recipients of this report. In case of any doubts, you should seek advice from your investment advisor. NCB Capital may have a position or holding in the securities concerned or in related securities and/or may have provided within the previous 12 months signification advice or security business services to the issuer of the securities concerned or of a related security. More information about the fund is available in the Terms and Conditions applicable to that fund and should be read carefully before investing. While reading the fund's Terms and Conditions, please refer to the principal risks of investing in the Fund. You can obtain a copy of the Terms and Conditions by visiting www.ncbc.com. A copy of the fund's Financial Statement once issued can be obtained upon request made to the fund manager or by visiting www.tadawul.com.sa

*The top 10 holdings and the allocations are shown as of the beginning of the quarter.
** The management fee is subject to discounts based on the fund manager's discretion. For more information about the management fee, please refer to the fund's financial statement.

Note: Last valuation date of the Fund may be different from the date of this report.

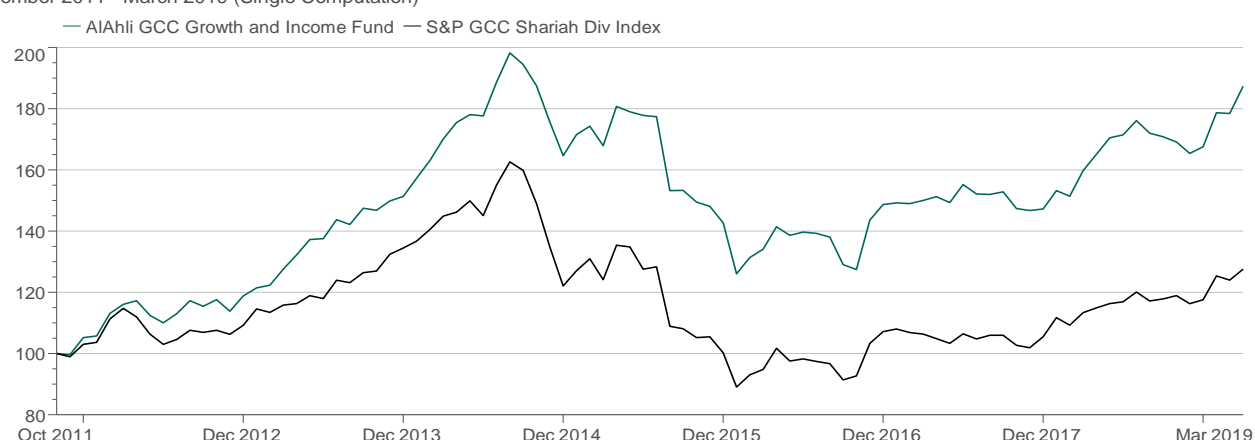
PERFORMANCE

not annualized if less than one year

Short Term	1 Month	3 Months	6 Months	9 Months		
Fund	5.00%	11.81%	9.68%	9.26%		
Benchmark	2.89%	8.52%	8.26%	9.13%		
Calendar Returns	YTD	2018	2017	2016	Since Inception	
Fund	11.81%	13.82%	-0.99%	4.19%	8.83%	
Benchmark	8.52%	11.45%	-1.56%	6.89%	3.34%	
	1 Year	3 Years	5 Years	10 Years		
	Fund	Benchmark	Fund	Benchmark	Fund	Benchmark
Annualized Return	17.26%	12.53%	11.79%	10.41%	1.95%	-2.51%
Cumulative Return	17.26%	12.53%	39.69%	34.58%	10.15%	-11.95%
Standard Deviation	9.87%	8.44%	11.90%	11.63%	14.78%	16.35%
Sharpe Ratio	1.51	1.2	0.84	0.74	0.04	-0.24

FUND PERFORMANCE

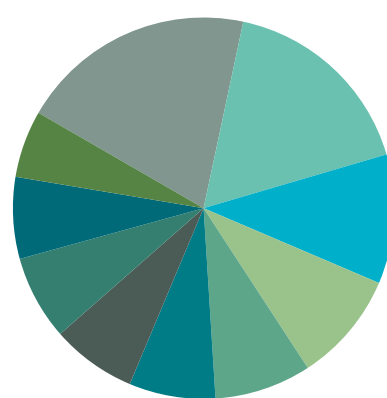
Manager Performance
November 2011 - March 2019 (Single Computation)



STATISTICAL ANALYSIS

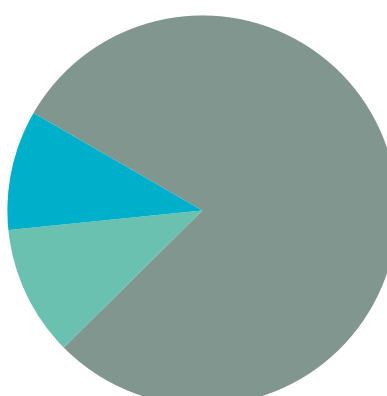
Versus Benchmark	1 Year	3 Years	5 Years	10 Years
Alpha	3.70%	1.92%	4.13%	
Beta	1.05	0.94	0.85	
R-Squared	81.03%	84.70%	89.49%	
Information Ratio	1.09	0.29	0.84	
Tracking Error	4.32%	4.70%	5.35%	
Excess Return	4.73%	1.38%	4.47%	
Batting Average	75.00%	61.11%	60.00%	

Breakdown of Top 5 Holdings



- AL RAJHI BANK 14.40%
- SAUDI BASIC INDUSTRIES CORP 12.31%
- SAUDI TELECOM 7.89%
- ADVANCED PETROCHEMICAL COMPANY 6.75%
- JARIR MARKETING CO 5.90%
- ALINMA BANK 5.27%
- YANBU NATIONAL PETROCHEMICAL COMPANY 5.19%
- BANK ALBILAD 5.16%
- BANK ALJAZIRA 4.98%
- KUWAIT FINANCE HOUSE 4.10%

Country Exposure



- KSA 79.25%
- KUWAIT 10.81%
- UAE 9.93%